



REACH-IN SWING GLASS DOOR REFRIGERATOR

Model #PGR1-SS

Features

- Stainless steel exterior retains attractive finish longer
- Rounded corner design inside of the cabinet makes it easy to clean the inside storage room
- Standard door features: Positive seal self-closing, Duralumin door frame, Tempering glass to protect personal safety
- R290 Refrigeration system holds 33°F to 41°F (-05°C to 5°C) for the best in food preservation
- Electronic control system: Adjustable temperature set point and defrost frequency. Error codes to diagnose service issues
- Shelf: Adjustable, heavy duty PVC coated shelves
- Standard heavy-duty casters make it easy to move and clean underneath
- No stoop lower shelf
- Storage on top of cabinet
- Easily accessible condenser coil for cleaning and easy service access



(401)-639-3271

www.northamericanrefrigeration.com

© 2016 North American Restaurant Equipment

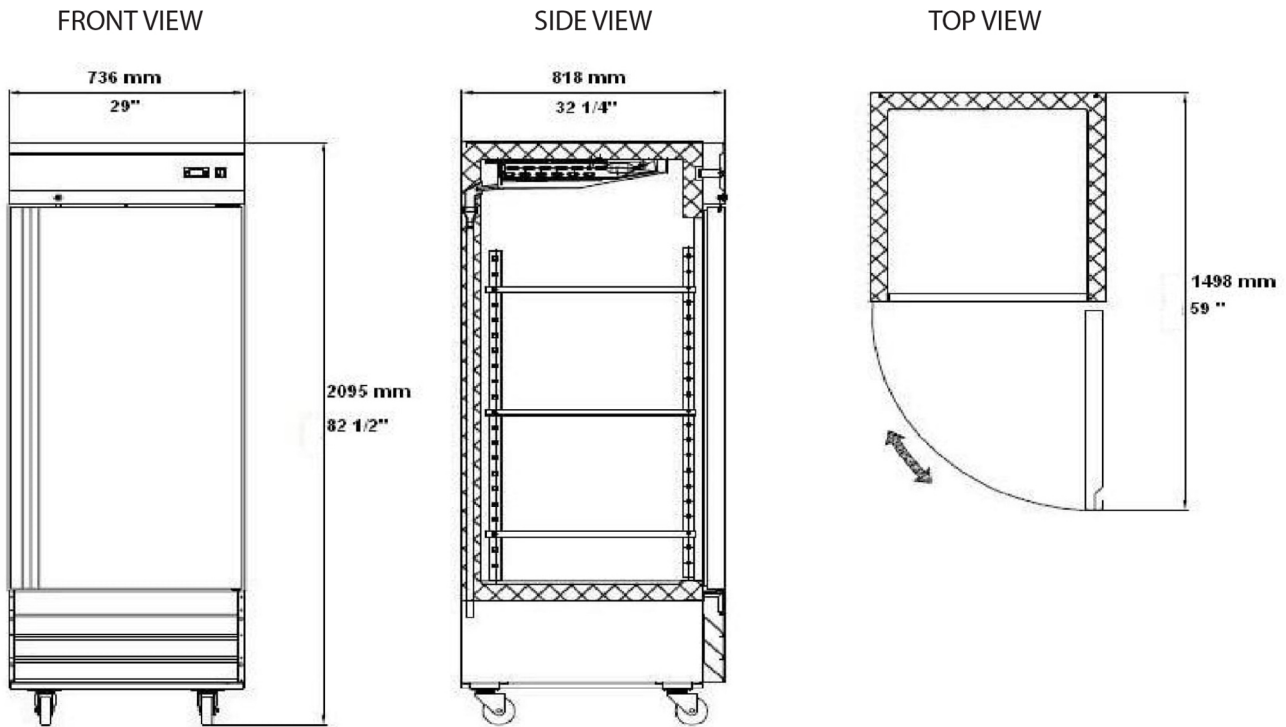




Product Specifications
Model #PGR1-SS

REACH-IN SWING GLASS DOOR REFRIGERATOR

PLAN VIEW



TECHNICAL DATA

MODEL	DOORS	SHELVES	CABINET DIMENSIONS (INCHES)			CAP CU. FT. LITER	HP	VOLTAGE	AMPS	NEMA CONFIGURATION
			LENGTH	DEPTH	HEIGHT					
PGR1-SS	1	3	29"	32.25"	82.5"	23	.25+	115/60/1	2.88	5-15P

(401)-639-3271

www.northamericanrefrigeration.com

© 2016 North American Restaurant Equipment

